



Squaring and chamfering

Side calibration, squaring and chamfering ceramic tiles

SIRIO

Metal cup wheels



PREMIUM

Premium line, excellent performances working on all materials



UNIVERSAL

Universal line



ECO

Copper free line



DRY

Dry line

Grits	PREMIUM		UNIVERSAL		ECO		DRY	
	(M5)	(M10)	M6	M9	M6	M9	M6	M9
Material	Gres Glazed materials Monoporosa		Gres Glazed materials		Gres Glazed materials		Gres Glazed materials Monoporosa	
Spec	RD790		CSMN10		RD310		MDY10	
Assortment	Ø 300mm rim 12x22		Ø 300mm rim 12x22 Ø 250mm rim 10x12 rim 10x20		Ø 300mm rim 12x22		Ø 300mm rim 12x15 Ø 250mm - Ø 230mm rim 10x15	

(M5)
(M10)

Gres & Glazed materials
Gres & Glazed materials

High removal
Alternative to grit M101 on very fast machines and to increase cutting

Special wheels



	Description	Grit	Spec	Application
	Ø 300mm rim 24x14 R26	TAURUS ECO M6	RD310	Rough grit size and large continuous rim with radius for irregular tiles and very high removal
		TAURUS DRY M9 M101	MDY10	
	Ø 300mm rim 24x12	SCORPIO PREMIUM M112 M12	RD600	Fine grit sizes and flat large continuous rim for the excellent finishing
	Ø 300mm double rim (12+15) x18	GEMINI PREMIUM M9 M101	RD790	Double rim wheel for short machines (5-6 spindles), working at the speed < 20 m/min - easy cutting and good pre-finishing
		GEMINI ULTRA M9 M101	RD120	Double rim wheel working at the speed ≥ 20 m/min - easy cutting and good pre-finishing

SIRIO - SYSNR

PREMIUM		Drawing	M5	M6	M9	M10	M101	M12
Ø 300mm 12X22	ANCORA	358251		34186625	34186626		34186627	34186628
	BMR	358250		34186621	34186622	34249090	34186623	34186624
	ANCORA-BMR	358266						

UNIVERSAL		Drawing	M6	M9	M101	M12
Ø 300mm 12X22	ANCORA	358290	34026146	34026147	34026148	34026149
	BMR	358289	34026141	34026142	34026143	34026144
	ANCORA-BMR					

Ø 250mm 10X12	KEDA	358292	34026182	34026183	34026184	34026185
Ø 250mm 10X20	KEDA	358291	34025671	34025672	34025673	34025674

ECO		Drawing	M5	M6	M9	M10	M101	M12
Ø 300mm 12X22	ANCORA	358249	34008615	34010168	34010169		34010170	34010172
	BMR	358248	34008614	34010163	34010164	34013252	34010165	34010167
	ANCORA-BMR	358255	34010186	34010187	34010188	34010189	34010190	34010191

DRY		Drawing	M6	M9	M10	M101	M12
Ø 300mm 12x15	BMR	358265		34239237	34246195	34239238	34240965
Ø 250mm 10x15	Bore 80mm*	358358	34248166	34248168	34248169	34248170	34248191
Ø 230mm 10x15	Bore 80mm*	358369					

* Bore 80mm 6M8/110 + 6M8/105






Special wheels - SYSNR

	Description	Spec	Grit	Machine	Drawing	Sysnr
TAURUS ECO	Ø 300mm rim 24x14 R26	RD310	M6	ANCORA	358293	34026616
				BMR	358274	34013934
TAURUS DRY	Ø 300mm rim 24x14 R26	MDY10	M9 M101	BMR	358274	34240958
				BMR	358274	34246194
SCORPIO PREMIUM	Ø 300mm rim 24x12	RD600	M112 M12	ANCORA	358302	34036870
				BMR	358301	34036842
				ANCORA-BMR	358297	
				ANCORA	358302	34036881
				BMR	358301	34036843
				ANCORA-BMR	358297	34034552
GEMINI PREMIUM	Ø 300mm	RD790	M9 M101	ANCORA	358357	34263303
				BMR	358361	
				ANCORA	358357	
				BMR	358361	
GEMINI ULTRA	double rim (12+15)x18	RD120	M9 M101	ANCORA	358357	34244500
				BMR	358361	
				ANCORA	358357	34244511
				BMR	358361	



Resin cup wheels



Copper free

Description	Spec	Application	Grit	
 Resin slotted band 40x16	N118	Universal, high speed for all materials - wet use	D301 D252 D181	Ø 300mm Ø 250mm
	N180	Long life, for all materials - wet use		Ø 300mm Ø 250mm
	RDY	Universal, high speed for all materials - dry use	D427 D301 D252 D181 D126	Ø 300mm
 Resin continuous rim 40x15	N118	Universal, high speed for all materials - wet use	D301 D252 D181	Ø 250mm
		Specific for Monoporosa or soft body glazed materials - wet use	D181/B D126 D76 D64	Ø 250mm
	RDY	Universal, high speed for all materials - dry use	D252 D181 D126	Ø 250mm
 Resin continuous rim 30x10	N118	Universal, high speed for all materials - wet use	D301 D252 D181	Ø 250mm
		Specific for Monoporosa or soft body glazed materials - wet use	D181/B D126 D76 D64	Ø 250mm
 Resin continuous rim 35x12	N118	Universal, high speed for all materials - wet use	D301 D252 D181	Ø 200mm
		Specific for Monoporosa or soft body glazed materials - wet use	D181/B D126 D76 D64	Ø 200mm
 Resin continuous rim 35x10	RDY	Universal, high speed for all materials - dry use	D252 D181 D126	Ø 200mm

Special wheels

Description	Application	Grit	
 double rim (20+24)x15	To increase cutting of grit sizes D301 and D252 finishing for the grit sizes D181, D126 and D76. Low noise	D301 D252 D181 D126 D76	Ø 250mm
 triple rim (14+14+20)x15			Ø 300mm

Resin cup wheels - **SYSNR**

Resin slotted band

			Drawing	N118			N180		
				D301	D252	D181	D301	D252	D181
Ø 300mm rim 40x16	N118	ANCORA	359310	34017267	34017034		34199291	34023713	34067041
	N180	BMR	359311	34019086	34015873		34175487	34013438	34067042
		ANCORA-BMR	359321				34163382	34025312	
	DRY		Drawing	D427	D301	D252	D181	D126	
		BMR	359311		34242934	34242935	34253248	34253251	
			Drawing	N118			N180		
				D301	D252	D181	D301	D252	D181
Ø 250mm rim 40x16	N118	ANCORA	359199	34066993	34008758			34007932	642316
	N180	BMR	359198	34008754	716209	34192553		34007931	657143
		ANCORA-BMR	359208	34008620				34012564	



Resin continuous rim

			Drawing							
				D301	D252	D181	D181/B	D126	D76	D64
Ø 250mm rim 40x15	N118	ANCORA	360381	34198222	767052		763903	708521		
		BMR	360380	34045688	765107		752681	708515		
		KEDA	359394							
	DRY		Drawing	D252	D181	D126				
		Bore 80mm*	359104							
			Drawing							
Ø 250mm rim 30x10	N118	ANCORA	359007				620389			
		BMR	359014				638890			
		KEDA	359128				34005927			
	N118		Drawing	D301	D252	D181	D181/B	D126	D76	D64
Ø 200mm rim 35x12		KEDA	359216							
	DRY		Drawing	D252	D181	D126				
Ø 200mm rim 30x12		Bore 80mm*	358370							

* Bore 80mm 6M8/110 + 6M8/105

Special wheels

			Drawing					
				D301	D252	D181	D126	D64
Ø 250mm double rim (20+24)x15		ANCORA	359330				34040653	34040656
		BMR	359328				34041221	
		ANCORA-BMR						
Ø 300mm triple rim (14+14+20)x15		ANCORA						
		BMR	359326		34073803			
		ANCORA-BMR	359332					

Resin cup wheels

Chamfering ceramic tiles



High speed, low noise

Smooth, chip-free surfaces



Specifications for all materials

Various bonds and grits available for any chamfer and listello

ANCORA - Fitting 40mm

Ø		Wheel body	Spec	Grit	Drawing	Sysnr	
mm	mm						
150	rim 30x15	Aluminum	N167	Universal - wet use	600	359045	
					1000	359045	34249152
			N169	Long life - wet use	600	359045	
					1000	359045	34234931
130	rim 20x20	Aluminum	LDV	Listello - wet use	220	359372	34238291
			N120	Listello - wet use	400		
130	double rim (15+5)x20	Aluminum	N140	Double rim to facilitate the contact between the wheel and the tile	400	359364	34221668

Resin cup wheels



Chamfering ceramic tiles

BMR - Hole 80mm

Ø	Wheel body	Spec	Grit	Drawing	Sysnr				
mm	mm								
150	rim 30x15	Aluminum	N167	Universal - wet use	600	359033			
					1000	359033	34183486		
			N169	Long life - wet use	600	359033	34261621		
					1000	359033	34183488		
					140	359033	34263595		
					220	359033	34263596		
			NTY4	Universal - DRY use	300	359033	34263597		
					400	359033	34263598		
					600	359033	34263599		
					140	359334	34263600		
					220	359334	34263611		
			130	rim 25x20	Aluminum	NTY4	Universal - DRY use	300	359334
		400				359334	34263613		
		600				359334	34263614		
LDV	Listello - Wide	220				359334	34051931		
N120	Listello - Wide	400				359334	34047500		
N120	Listello - Wide	600				359334	34047502		
130	rim 15x20	Aluminum	LDV	Listello - Narrow	220	359041	34012980		
			N120	Listello - Narrow	400	359041	667781		
			130	double rim (15+5)x20	Aluminum	N140	Double rim to facilitate the contact between the wheel and the tile	400	

KEDA - snail attachment

Ø	Wheel body	Spec	Grit	Drawing					
mm	mm			SX DX					
150	rim 30x15	Aluminum	N167	Universal	600	359387/8			
					1000	359387/8			
			N169	Long life time	600	359387/8			
					1000	359387/8			
					140	359387/8			
					220	359387/8			
			NTY4	Universal - DRY use	300	359387/8			
					400	359387/8			
					600	359387/8			
			130	rim 20x20	Aluminum	LDV	Listello	220	
						N120	Listello	400	